

B 500

Automatic Sharpening and Polishing Machine



Higher Safety

Fully automated grinding of cutter knives




■ Mounting the cutter knife



■ Grinding the cutter knife

The sharpness, blade angle, shape and profile of a cutter knife have a large influence on the quality of the products fabricated. High cutting speeds (up to 180 m per second, which equals 650 km per hour or 404 mph) and side pressure put a substantial amount of mechanical strain on the cutter knives. Thus, the polished edge of a cutter knife has a direct impact on its break resistance.

The B500 ensures exact and precisely angled edges as well as the preservation of the cutting profile and the original blade shape. And all that over the entire operating life of the cutter knife.



■ Copy clamping plate SP112


The plate contains all necessary information about the shape and size of the knife. Each knife type receives its own custom-made copy clamping plate. Inconvenient programming and adjusting is unnecessary. This means simple and fast handling. It only takes one minute to change over the machine to a different knife type.

■ Knife types

Linear-shaped knives as well as sickle-shaped knives can be ground. The maximum knife size is 500 mm (19.7 in).

Higher Quality

Fully automated polishing and deburring of cutter knives



■ Polishing the cutter knife



■ Deburring the cutter knife

The B 500 sharpens, polishes and deburrs up to 100 cutter knives (500 l) per 8-hour shift, fully automatically. The average sharpening and polishing time per knife runs from 3–5 minutes, depending on the blade size.

With each regrinding the complete blade profile is processed. There is very little material removal from the knife. A 500l cutter knife can be reground up to 40 times.

■ Abrasives

Water resistant wet-grinding belts are used to grind the knives. Up to 40 cutter knives (500-750 l) can be ground with one belt. The operator controls the grinding pressure using a potentiometer.

■ Polishing drives

The polishing brushes are provided with polishing paste in freely programmable cycles. The polishing pressure can be regulated individually.

■ Cooling unit

A cooling unit prevents the cutting tools from overheating during the grinding process. If cooling is insufficient, the coolant monitor shuts the machine off.

■ Sharpening principle

After pressing the start button the knife moves to the start position. An approach check detects the wear of the knife and starts the chosen grinding program. After sharpening, the machine first polishes the knife surface. Then the cutting tool is quickly and gently deburred.

B 500

Automatic Sharpening and Polishing Machine




Highest cutting performance

Contour-accurate resharpener and simplest operation



The B 500 is very easy to control. The operator determines the most important functions, such as the number of the grinding and polishing cycles and the crowning of the knife, via touch panel directly on the machine. This means that with every resharpener, the blade is given a cutting edge tailored exactly to the product.

The created grinding programs are stored in the data memory of the machine. The number of grinding programs is unlimited. Updates and new programs are loaded onto the B 500 online.



- 1 Wet-grinding belt
- 2 Polishing unit
- 3 Deburring unit
- 4 Knife
- 5 Copy clamping plate

B 500

Technical specifications and space requirements*

■ Depth	1500 mm
■ Width	1500 mm
■ Height	1800 mm
■ Weight	approx. 500 kg
■ Depth*	1550 mm
■ Width*	1800 mm
■ Height*	1900 mm
■ Electrical supply	4.2 kW 3x 400 V 50Hz
■ Back-up fuse	16 A
■ Compressed air supply	6 bar
■ Air consumption	50l per minute
■ Emission sound pressure level according EN ISO 11201	approx. 79 dB (A)
■ Internet connection	RJ45
■ Largest cutting tool	500 mm (19.7 in)
■ Performance (cutter knives 500–750 l)	100 knives /shift (8 hrs)

The machine meets the EC safety and health requirements and is provided with the CE-symbol.
As at 2024.08 | Subject to technical modifications.

